



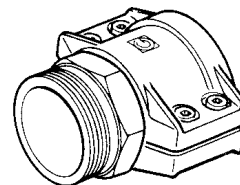
# SAFETY CLAMP HOSE END FITTINGS

## Introduction

When you need a re-useable, secure method of terminating a high pressure hose, the safety clamp system is an ideal solution. The system has been designed for use with modern braided hoses such as Gossler, Elaflex and Semperit, and is also suitable for use with hoses of a similar construction and dimensions from other manufacturers. The system is now widely used in critical high pressure applications such as the chemical industry and aircraft refuelling.



Female threaded hose end



Male threaded hose end

## General Description

The safety clamp system consists of a forged hosetail matched to the hose inside diameter, in conjunction with a forged Aluminium two piece bolted clamp. The clamp assembly grips the outside of the hose when the bolts are tightened and this provides the 'pull off' resistance, so it is critical that the clamp is correctly matched to the outside diameter of the hose.

This system has the unique combination of high working pressure in conjunction with assembly and disassembly under field condition using standard tools.

## How To Order

First of all select the hosetail diameter and thread size from the tables overleaf, and secondly select the correct clamp size for the hose, paying particular attention to the hose outside diameter.

Any item on the list should be available from stock, but if you do not see what you want please contact our Sales Department. Our stock range is constantly expanding, and we can offer other variants to special order, for example Stainless Steel hosetails, NPT threads etc. We also stock a wide range of reducers to step up or down in thread size.

## Fitting Service

We can fit the hose ends for you if purchased with one of our hoses. Our staff have been trained by the hose manufacturers in accordance with standard ISO 1825 (EN 1361)/ EI 1529, and the assembled hose will be supplied with a Certificate Of Conformity. If the hose ends are not fitted by Aljac Fuelling Components the following Fitting Notes **MUST** be strictly applied.

## Fitting Notes

Safety clamp hose end fittings must be fitted by correctly trained personnel as specified in standard ISO 1825 (EN 1361)/ EI 1529, and strictly in accordance with the manufacturers recommended procedure (available on request). It is essential that the assembled hose is pressure tested before being put into service.

## Technical Details

**Specification:** DIN2817, German Military Standard VG85328.

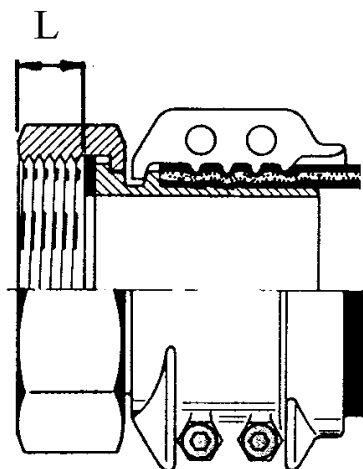
**Maximum Working Pressure:** 25 Bar.

**Proof Test Pressure:** 40 Bar.

**Threads:-** BSPP parallel to ISO 228. Male threads fixed, female threads with swivel nut.

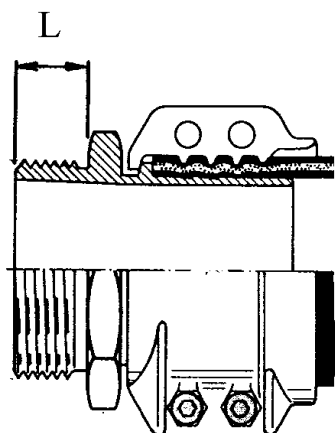
**Materials:** Clamps forged Aluminium Alloy, hosetails forged Brass (bright tin plated), thread sealing washer Vulkollan (female threaded hosetails only).

### Female Threaded Hosetails With Swivel Nut and Vulkollan Seal



Hose Diameter (mm)	Thread Size (BSPP Female)	Thread Length L (mm)	Part Number
19	3/4"	10.0	13AVTF1919
19	1"	10.0	13AVTF2519
25	1"	10.0	13AVTF2525
25	1.1/2"	14.5	13AVTF3825
32	1.1/2"	10.5	13AVTF3832
38	1.1/2"	14.5	13AVTF3838
38	2"	15.5	13AVTF5038
50	2"	16.0	13AVTF5050
50	2.1/2"	14.5	13AVTF6350
63	2.1/2"	14.5	13AVTF6363
63	3"	13.5	13AVTF7563
75	3"	14.0	13AVTF7676
100	4"	21.0	13AVTF0000

### Male Threaded Hosetails



Hose Diameter (mm)	Thread Size (BSPP Male)	Thread Length L (mm)	Part Number
19	3/4"	13.0	13AVTM1919
19	1"	14.0	13AVTM2519
25	1"	14.0	13AVTM2525
25	1.1/2"	18.0	13AVTM3825
32	1.1/2"	18.0	13AVTM3832
38	1.1/2"	20.0	13AVTM3838
38	1.1/2"	32.0	13AVTM3938
50	2"	20.0	13AVTM5050
50	2.1/2"	27.0	13AVTM6350
63	2.1/2"	25.0	13AVTM6363
75	3"	25.0	13AVTM7676
100	4"	31.5	13AVTM0000

### Hose Clamps

Hose Diameter (mm)	Hose Outside Diameter (mm)		Part Number	Hose Diameter (mm)	Hose Outside Diameter (mm)		Part Number
	Minimum	Maximum			Minimum	Maximum	
19	30	33	13AVC00119	50	63	67	13AVC00150
25	36	39	13AVC00125	63	78	82	13AVC00163
32	43	46	13AVC00132	76	89	93	13AVC00176
38	50	53	13AVC00138	100	114	119	13AVC00111
38	57	60	13AVC00139	100	118	122	13AVC00110