

HAZARDOUS AREA UNIVERSAL DEADMAN SYSTEM

- ◆ **FOR USE IN ZONE 1 OR ZONE 2 HAZARDOUS AREAS**
- ◆ **SUITABLE FOR TRUCK LOADING/OFFLOADING**
- ◆ **DEADMAN TIMER INCLUDED**
- ◆ **WARNING LAMP OUTPUT**
- ◆ **SOUNDER OUTPUT**
- ◆ **SYSTEM REMOTE OVERRIDE**
- ◆ **SYSTEM EMERGENCY STOP**



Introduction

The Aljac Hazardous Area Universal Deadman System is based on our well established and proven Deadman System which has been successfully fitted to many aviation refuelling vehicles worldwide. However, this explosion proof version has the control circuitry enclosed in a flameproof box and the Deadman Handswitch circuit is protected by a current limiting ATEX approved barrier. It can therefore be located inside the hazardous area and is suitable for use in truck loading and offloading applications or in the hazardous areas on refuelling vehicles. The system is also truly universal, because it is suitable for use when either a 11V to 27V DC **OR** a 100 to 120V 50/60Hz. AC **OR** a 200 to 240V 50/60Hz. AC power supply is available.

Features

Full Operational Control. Remote control of the refuelling operation with a Deadman Handswitch and coiled Suzie Cable.

Time Out. Warning every 1.1/2 minutes, times out and closes down the Deadman System unless the Deadman Handswitch is released and immediately reactivated within 30 seconds. This prevents system abuse by jamming the Deadman Handswitch closed.

Deadman Warning Lamp Output. Lamp 'On' when the Deadman System is activated, flashes during the Time Out period when system reactivation is required.

Sounder Output. Constant output during the Time Out period to warn the operator of impending system shut down, unless the reactivation sequence is performed.

Remote Override.

Automatically overrides the Deadman System when the Remote Override Switch is activated.

Remote System Emergency Stop. Full system shut down when activated (subject to exact installation details).

How To Order

Part number: 0100302358C.

Accessories

Deadman Handswitch.

Part number: 0100400010.

Coiled Suzie Cable, 5 metres extended.

Part number: 0100400103.

Coiled Suzie Cable, 14 metres extended.

Part number: 0100400100.

Coiled Suzie Cable, 22 metres extended.

Part number: 0100400102.

Niphan 2 Pin Plug with strain relief cable gland.

Part number: 0100400311.

Niphan Flanged 2 Pin Socket.

Part number: 0100400320.

Deadman Warning Lamp, 24 Volt DC, green, ATEX approved.

Part number: 5040000030.

Key operated override switch.

Part number: 0100400610.

Deadman Solenoid Valve, 24V DC, ATEX approved.

Part Number: 0100400602.

Sounder. Intermittent tone, 24V DC, ATEX approved, weatherproof to IP66.

Part Number: 0100400621.

Schematic Diagram

Deadman Switch and Suzie Cable



System
Emergency
Stop Output

ATEX Deadman
Solenoid Valve



Remote Override



ATEX Deadman
Warning Lamp
(Green)



ATEX Sounder

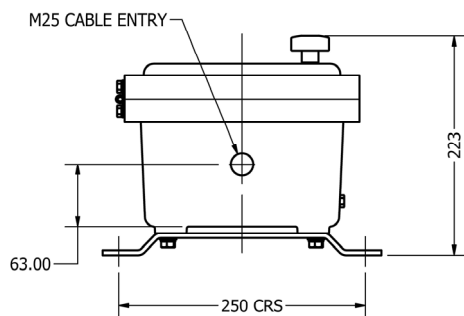
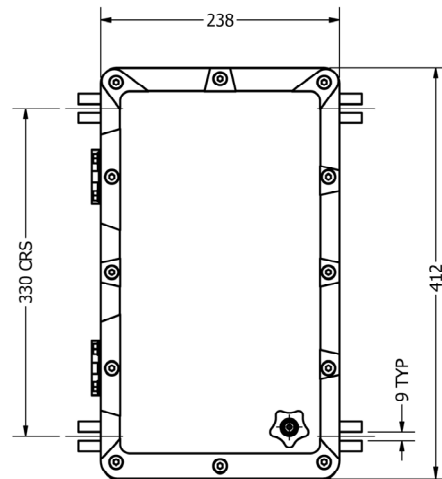
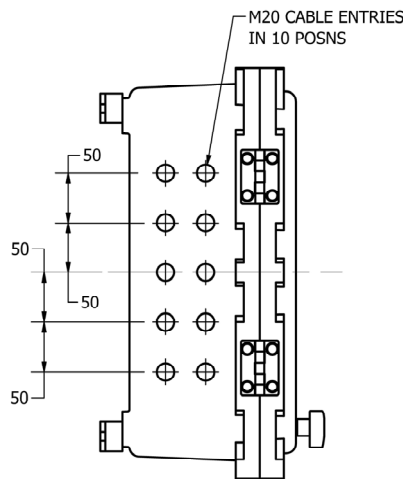


ATEX
Emergency
Stop Switch



POWER IN

Dimensions



ALL DIMENSIONS IN MILLIMETRES

Specification

Power supply: 11V to 27V DC **OR** 100 to 120V 50/60Hz. AC **OR** 200 to 240V 50/60Hz. AC.

Output voltage: Same as supply voltage if supply Voltage is DC. 24V DC if supply Voltage is AC.

Maximum output current: 3.5A per terminal.

Maximum total load: 5A.

Maximum potential between minus pole and ground: 50V DC/AC peak.

Deadman and DP Switch Supply: 5V DC, current limited to 0.5mA.

Time Out: Warning starts at 1.1/2 minutes, system shut down in 30 seconds if not reactivated.

Enclosure Material: Marine grade Aluminium Alloy.

Polyurethane finish painted Green.

Enclosure Dimensions: 412x238x177mm.

Nett Weight: 16.4 Kg.

Mounting Points: 4 off M8 slotted holes.

Enclosure Approval: Exd IIC T4-T6. II 2 GD.

ATEX and IECEx approved for Zone 1 and Zone 2 hazardous areas.

Ingress Protection: Weatherproof to IP66.

Barrier Approvals:

ATEX: II (1) G [Ex ia Ga] IIC. II (1) D [Ex ia Da] IIIC.

IECEX: [Ex ia Ga] IIC. [Ex ia Da] IIIC. Ex nA nC IIC T4 Gc.